

LX


LX 450d / LX 570



THE IMAGES AND CONTENT
IN THIS BROCHURE HAVE
BEEN SOURCED GLOBALLY
AND MAY DIFFER FROM
NEW ZEALAND SPECIFICATION.

LX » P1
EPISODE 6 » P21
TAKUMI » P56
LEXUS CARE » P58
ENVIRONMENT » P60

Luxury exists wherever you seek it.









*For a long time I thought my future and music lay in the city.
As long as I tried to fit in,
I believed I could create a new world.*





*When I'm in the city,
I have all the instruments and equipment I need
to create sounds that are new to the world.
Yet somehow, something essential is missing.*



*Occasionally I need a quiet time to listen to my inner voice.
We all need time to tune into ourselves,
in a place away from the usual bustle and noise.*





*I choose to travel to leave sensations behind,
to empty myself, so I'm open to new sounds.*







*Some people feel relaxed listening to the flow and ebb of waves.
Others meditate to the sound of a vehicle running on a gravel road.*



*Silence is the melody the earth is playing.
The night sky sings along with it,
silent, twinkling and beautiful.*





LEXUS

LX

EPISODE

6



| | | |
|---|----------------------------|-------|
| 1 | LX CONCEPT | » P23 |
| 2 | DESIGN | » P28 |
| 3 | OFF-ROAD TECHNOLOGY | » P32 |
| 4 | PERFORMANCE | » P36 |
| 5 | FEATURES | » P43 |
| 6 | SAFETY | » P52 |



EPISODE

1



LX CONCEPT

The flagship Lexus SUV fuses powerful go-anywhere performance with the urban sophistication of peerless luxury.

A masterpiece that stands at the pinnacle of the Lexus SUV line-up, the LX fuses the powerful muscular performance and intelligent packaging worthy of an iconic flagship, with the sublime refinement and finesse that are the distinctive hallmarks of Lexus luxury.

The LX expresses its SUV leadership with the dynamic presence of an authentic 4WD. Built to explore demanding terrain, the strength and 4WD capabilities to confidently tackle tough off-road challenges also contribute to outstanding on-road comfort and driving ease. It exudes urban sophistication with its eye-catching styling, poised lively

performance on the freeway and city streets, and the elegant luxury of refined appointments.

At the heart of this sophisticated fusion of power and pleasure is advanced Lexus technology. Outstanding performance of the V8 engines, with 8-speed automatic transmission (LX 570) and 6-speed automatic transmission (LX 450d), and the exceptionally strong chassis is harnessed by a human focused approach to the integration of advanced technology.

It assists driving operation in demanding off-road conditions, and provides intuitive control and peace of mind to heighten driving pleasure on the road.





LX 570



LX 570

Complementing the exterior styling which projects the LX's flagship status in a glance, the cabin expresses the key concepts of 'powerful', 'advanced' and 'luxurious' in its seamless blend of refined features, contemporary technologies and peerless luxury. It is shaped by a human-oriented focus that embodies the core philosophy of L-finesse.

The thoughtful integration of advanced technologies aims to anticipate and satisfy human emotions, rather than require people to adapt to the technology. The intuitive and natural operation of advanced driving, comfort, navigation and entertainment

systems, is underpinned by the separation and consolidation of functionality into operation and display zones, and smooth integration of interaction using the Remote Touch Interface. This human-oriented focus extends to the comfort and convenience of passengers in the rear seats with the provision of an independent entertainment system (LX 570 only) and independent climate control system.

Occupant comfort, both on-road and off-road, is bolstered by seats designed to distribute pressure, to provide excellent hold while driving over challenging terrain, and exquisite comfort in the city.



LX 570

2



DESIGN

The LX affirms its iconic flagship SUV status with a consummate blend of power, elegance and finesse.

In evolving the iconic flagship of Lexus SUVs, the muscular design dynamically expresses the LX theme of 'muscular premium' through the key concepts of 'powerful', 'advanced', 'luxurious' and 'urban sophistication'. The solid athletic presence set on bold alloy wheels projects forward power through the signature Lexus spindle grille which is reinforced by solid inner bars. The eye-catching Lexus L-shaped illumination of the triple LED headlamps heightens the immediate identification of the LX as a Lexus. Its unique form leads the eye to a sharp side silhouette with a flowing roofline that exudes

a feeling of movement, and around to the thin rear combination lamps with surface-emitting LEDs set high on the back door to express a feeling of width and power.

In the cabin, the feeling of power is expressed in the strong horizontal lines of the layout that enhance orientation while driving off-road. It is complemented by the beautiful craftsmanship, melding fine leather, rich wood trim, metal-like ornamentation and deep piano black finish to exude a feeling of elegant refinement. The subtle white illumination of the instrumentation and cabin lighting further deepens the luxury experience.



EXTERIOR

The muscular solidity that projects authentic 4WD performance is fused with sophisticated contemporary elegance to define an iconic flagship Lexus SUV.



INTERIOR

Strong horizontal lines infuse the spacious cabin with power, polished by the refined integration of advanced technologies and peerless luxury in keeping with the ultimate Lexus SUV.



LX 570

3



OFF-ROAD TECHNOLOGY

The pinnacle of Lexus SUVs generates powerful off-road performance, boosting the pleasure of driving far from the road.

The platform for the LX's resilient off-road performance is built on the core strength and reliability of an exceptional chassis. It is enhanced by advanced technologies to assist driving control, boosting the pleasure of challenging off-road adventures. Multi-terrain Select adjusts multiple vehicle systems to negotiate a range of conditions: Mud & Sand, Loose Rock, Mogul, Rock & Dirt or Rock.

For demanding off-road conditions such as boulders and ruts, 5-speed Crawl Control intelligently adjusts the torque and brakes on each wheel independently, enabling the driver to focus fully on steering. Crawl Control is

complemented by Turn Assist, which assists the making of tighter turns when there is limited space to maneuver, and Variable Flow Control (VFC), an advanced evolution of power steering that enhances steering precision at low speeds.

To help avoid blind spots and give the driver a near 360° view of terrain close to the vehicle, the Multi-terrain Monitor displays views from four cameras strategically positioned around the vehicle. Shift into low range and 4-Wheel Active Height Control (AHC) automatically adjusts the vehicle height in various situations.





01 / Multi-terrain Select

To enhance off-road performance to suit the terrain and conditions, when Crawl Control is switched off, Multi-terrain Select adjusts multiple vehicle systems to optimise driving characteristics for different road conditions: Mud & Sand for soft slippery uphill; Loose Rock for shifting rock surfaces or slippery uphill; Mogul for very bumpy, mogul-like roads; Rock & Dirt for very bumpy roads with moguls or rocky roads; and Rock for very bumpy and rocky roads. When Crawl Control is engaged, Auto Mode automatically optimises the Active Traction Control System (A-TRC) control when the accelerator is depressed deep for forceful driving power.

02 / Crawl Control

Crawl Control intelligently controls throttle and braking operation, allowing the driver to concentrate on steering operations at very low speeds in demanding off-road conditions, and to drive with ease on slippery road surfaces, and gravel or mogul covered roads.



03 / Turn Assist

When Crawl Control is engaged, Turn Assist enhances turning performance in response to the driver's operation of the steering wheel while maintaining a constant low speed, reducing the amount of turns required to complete a tight cornering manoeuvre.

04 / Variable Flow Control (VFC)

VFC controls the flow of steering fluid in response to vehicle speed, steering angle and engine rpm, and optimally changes the steering feel appropriate for the driving mode selected in drive mode select. When driving at low speeds off-road, it reduces steering effort and enhances steering precision.

05 / Drive mode select

Drive mode select provides integrated control of multiple systems to let you tune performance to suit your driving style. You can select and change between modes: Normal, Eco, Comfort, Sport S and Sport S+ Modes. In addition, Customise Mode enables drivers to set their preferred settings for the powertrain, chassis and air conditioning.

06 / Multi-terrain Monitor

When driving at low speeds, four cameras strategically positioned in the front, sides and rear relay images to the Multi-terrain Monitor, providing a near 360° view of the area around the vehicle during on-road mode, together with a view under the vehicle during off-road mode with the transfer in L4. This helps the driver to spot rocks, ruts, crevices and sheer drops that would otherwise be obscured from view. During off-road driving, a tilt gauge shows the angle the vehicle is tilted, and the front view rotation display rotates the view to help the driver intuitively grasp the road conditions ahead.

07 / 4-Wheel AHC/AVS

4-Wheel Active Height Control (AHC) provides intelligent control of suspension technology to automatically adjust the ground clearance at each wheel. It continuously makes adjustments in response to the terrain, to help optimise vehicle balance and control while driving off-road. With easy access mode switched on, when the engine is turned off, the vehicle height automatically lowers to make getting out easy. Adaptive Variable Suspension system (AVS) optimally controls the damping force of the shock absorbers on all four wheels in response to driver input and road surface conditions, contributing to excellent ride comfort and handling.

4



PERFORMANCE

The LX delivers powerful on-road and off-road performance with the assured smoothness and control worthy of a Lexus flagship SUV.

To create the exceptional performance and ride qualities demanded of a flagship luxury SUV, development of the LX focused on helping drivers to travel on - or off-road with equal composure and pleasure. It begins with an exceptionally strong chassis, made with the extensive use of high-tensile steel to resist the twisting forces of uneven terrain without compromising comfort and refinement. Further contributing to the smooth and quiet ride that is a hallmark of Lexus quality, the frame is designed to separate the suspension from the bodyshell, helping to prevent noise and vibration from entering the cabin.

On this platform is fitted the largest engine ever in a Lexus. The LX 570 5.7-litre V8 petrol engine generates the power and torque

to confidently tackle the challenges of demanding terrain, and deliver it with a smoothness that takes driving freeways and city streets in easy stride. The engine seamlessly combines with the super intelligent 8-speed automatic transmission to give dynamic, smooth gear changes. The LX 450d 4.5-litre V8 turbocharged diesel engine generates 650Nm of torque and combines with a 6-speed automatic transmission to deliver fuel consumption of just 9.5L / 100km.

Advanced traction, braking and suspension systems further enhance the LX's off-road credentials, while providing the assured poise and control for a sophisticated and comfortable urban driving experience.





01 / Chassis

The immense strength and outstanding rigidity essential to peerless off-road performance are the products of an exceptionally strong frame made with extensive use of high-tensile steel. In addition to outstanding off-road performance, it helps make the LX a robust and safe vehicle.

02 / 5.7-litre V8 petrol engine/8 Super Electronic Controlled Transmission (ECT)

The dynamic V8 engine generates impressive power for effortless highway cruising or to tackle demanding off-road conditions. The cylinder block is die-cast in lightweight yet strong aluminum alloy, providing outstanding reliability and durability. The engine combines seamlessly with the super intelligent 8-speed automatic transmission (8 Super ECT) to deliver power smoothly and efficiently. The Multi-mode Automatic Transmission and paddle shift switches enable manual shift changes for exhilarating sports driving.

03 / 4.5-litre V8 diesel engine/6 Super Electronic Controlled Transmission (ECT)

The dynamic V8 turbocharged common rail diesel engine generates impressive torque to tackle everything from urban driving to very demanding off-road conditions. The engine combines seamlessly with the super intelligent 6-speed automatic transmission (6 Super ECT) to deliver power smoothly and efficiently. Paddle shift switches enable manual shift changes for exhilarating sports driving.



04

04 / Aerodynamics

Various refinements including a large rear spoiler and aero stabilising fins enhance aerodynamic performance, contributing to excellent straight-line stability and outstanding road holding.

05 / Front and rear suspension

The high-mount, double wishbone front suspension and 4-link rigid axle rear suspension contribute to the excellent handling, stability, and steering response, heightening driving pleasure. Optimising the individual components including the coil springs, spring rate, and shock absorbers realises luxurious ride comfort both on-road and off-road.



01 / Active Traction Control System (A-TRC)
A-TRC helps enhance the ability to grip the road, especially when starting off or accelerating on uneven or slippery surfaces. Corrective measures are applied the moment the risk of wheelspin is detected, to help maintain traction.

02 / Vehicle Stability Control (VSC)
VSC helps prevent the loss of vehicle control, particularly when cornering quickly or at the onset of a skid. Selective application of the brakes and/or reducing power helps to enhance stability and reduce vehicle speed.

03 / Multi-terrain ABS with EBD
The Multi-terrain Anti-lock Brake System (ABS) senses driving conditions on dirt or sand, and optimises ABS control for excellent stopping performance on different road surfaces. Electronic Brake force Distribution (EBD) helps to optimise the application of braking force to each wheel.

04 / Hill-start Assist Control (HAC)
When starting off on a slope, HAC automatically maintains brake pressure to help prevent the vehicle from slipping backwards. It works both on-road and off-road to help reduce driver fatigue.

05 / Trailer Sway Control
When towing a trailer, the system detects trailer sway triggered by wind, bumpy roads, or steering operation, and helps to suppress it by controlling braking and engine output.



06 / Variable Gear Ratio Steering (VGRS)
VGRS optimally controls the steering gear ratio in response to vehicle speed and steering input, helping to realise excellent maneuverability and stability from low through to high speeds.

07 / Off-road specifications
A: Maximum safe angle - 45 degrees*
B: 1. Approach angle - 25 degrees
2. Ramp breakover angle - 23 degrees
3. Departure angle - 20 degrees
C: 1. Wading depth - 700mm*
2. Ground clearance - 225mm
D: Vehicle turnover limit angle - 44 degrees
E: Curb ride height - 630mm*

*these figures to be confirmed for New Zealand



EPISODE

5



FEATURES

The LX's urban sophistication shines through in the Lexus 'Spirit of Hospitality' and refined quality of individual details.

The finesse of the design, functionality and quality finish of each individual feature reveals the peerless luxury that enhances the LX ownership experience. It is immediately recognisable as a Lexus in the distinctive signature spindle grille, L-shaped LED 3-eye projector-type headlamps and rear combination lamps. Satisfaction grows as the LX welcomes you with LED foot area illumination and unlocks the doors when you extend a hand behind a door handle.

The Lexus 'Spirit of Hospitality' deepens in the spacious cabin, in the silky white LED lighting and ambient illumination integrated in the doors. Relaxation comes easily in the exceptional comfort of perforated leather accented seats,

machine-stitched for precision and finished by a Lexus master craftsman, and the Lexus Climate Concierge that lets you customise your individual temperature and comfort. In LX 570 state-of-the-art entertainment is provided by the Mark Levinson audio system and rear seat entertainment system with independent 11.6-inch displays.

Driving pleasure grows from a feeling of intuitive and responsive control, supported by the separation of operation and display zones, thoughtful layout of switches, and integration of advanced technologies including the colour head-up display, Remote Touch Interface, and multimedia coordination function.



01 / LED 3-eye projector-type headlamps
The next generation design of the distinctive 3-eye, energy-efficient LED lamps, which illuminate in a signature Lexus L-shape, flows seamlessly into the spindle grille to give the LX a bold fresh face. The L-shape signature is heightened by the integrated surface-emitting LED DRL (Daytime Running Lamp), and LED turn signal lamps that illuminate sequentially from the inner side to the outside of the headlamps.

02 / LED front fog lamps
LED lamps integrated into the front bumper reduce power consumption while providing a bright beam, contributing to excellent visibility when visibility is compromised.

03 / LED rear combination lamps
The Lexus signature is also seen in the thin L-shaped rear combination lamps, positioned high to complement the flowing design and enhance visibility for following vehicles. The turn signal lamps set between the chrome plated trim and tail lamps, illuminate sequentially from the inner to the outer side of the lamp to intuitively convey the turn direction. A sophisticated touch is surface-emitting LEDs in the tail and stop lamps, which appear to float when illuminated.



04 / Moonroof
The electric tilt and slide glass moonroof lets the amount of fresh air and light you desire into the cabin. One-touch operation is quick and convenient, while a sunshade provides shade as required. (LX 570 only)

05 / Roof rails
The Lexus attention to form and function in every detail shows in the solid aluminum rails that are installed directly on the roof, enhancing the strength of the rails and at the same time smoothly integrating with the flow of the roofline.

06 / Side steps
An example of Lexus hospitality is the thoughtful LED foot area illumination integrated in the bottom of the door mirrors and side steps to welcome and guide your steps as you get in the LX.

07 / Cameras
Four cameras strategically positioned in the radiator grille, door mirrors and back door provide a near 360° view of the area around the vehicle, together with a view under the vehicle, helping low-speed maneuvers both on- and off-road.

08 / Door handles
The refined shape of the door handles is designed to make them easy to grip. For convenience, with the Electronic Key in your pocket or bag, simply touching the door handle locks and extending a hand behind the door handle unlocks the vehicle automatically.



01 / Center console switches

The thoughtful layout of the center console shows the human-oriented focus of L-finesse. Driving-related switches including drive mode select, Crawl Control and VSC are grouped together in easy reach of the driver for intuitive and natural operation, clearly separated from the independent grouping of comfort-focused switches for the driver and front seat passenger. The layout of the switches and cupholders is optimised to enhance ease of use. Sophisticated details such as the metallic finish on control dials including for the audio system, and the use of white illumination for lettering on the switches that complements the subtle cabin lighting, deepen the feeling of luxury.

02 / Electric Parking Brake (EPB)

The EPB is activated and released using a switch in the center console. It also activates automatically when the shift lever is put in the P position, and releases when the shift lever is changed from P to other positions while depressing the brake pedal.

03 / Cool box

Located in the centre console box, the ample storage capacity keeps items nicely cooled on hot days.

04 / Lexus Climate Concierge

The Lexus Climate Concierge concept realises a human-centered approach to individual comfort for the occupants of the front and outboard second and third row seats*. By simply pressing the Climate Concierge switch, the system coordinates with the 4-zone independent temperature controls to automatically control the cabin temperature, as well as the front and outboard second row seat heaters and ventilation* that occupants come in direct contact with.

* LX 570 only



05 / Wireless charger

This thoughtful charging tray in the center cluster enables wireless charging of batteries in Qi-compatible smartphones and electronic devices simply by placing them on the charger tray.

06 / USB ports/mini-jack/power outlets

Two high-capacity USB ports, a mini-jack and DC-12V power outlet in the center cluster, and a DC-12V power outlet in the back of the center console box, support the plug-and-play use of electronic devices. There is also an AC-220V power outlet in the side of the luggage space.

07 / Analog clock

The elegant analog clock embodies Lexus luxury, functionality and simplicity. The solid metal feel of the ring is emphasised by the piano black dial. The surface light emitting 3-dimensional scales and precisely crafted hands ensure excellent visibility. A GPS correction function helps ensure the clock always shows the correct local time.

08 / Overhead console LED lamp switches

Refined hospitality extends to intuitive operation of the front LED dome lamp and LED map lamps in the overhead console. Touch switches that detect finger proximity turn the appropriate lamp on or off*. The lamps emit a sophisticated silky white illumination.

09 / 5-person seating

The LX 450d extends the available choices, with comfortable seating for five people together with extensive luggage space.

* LX 570 only



01 / Third row seats

Thoughtful luxuries in the LX 570 third row seats include premium perforated leather upholstery and a space-up function that automatically stores the seats away at the touch of a button. Electric motors fold the two halves of the 50/50-split seats down, and then rotate them to a vertical storage position on each side of the rear cabin to optimise luggage space.*

02 / Power back door

The back door features a split design that provides different loading options. For easy access especially when your hands are full, the upper section can be automatically opened or closed using the Electronic Key or a switch located on the instrument panel, and also closed using a switch in the upper section. The lower section opens manually.

03 / Rear door window sunshades

Manual sunshades on the rear door windows give rear seat passengers convenient control over heat and light. Eliminating gaps between the shades and window trim helps ensure no sun comes directly into the rear seats.

04 / Rear seat entertainment system

The entertainment system for second row seat passengers features large high-definition 11.6-inch liquid crystal AI (Artificial Intelligence) displays that automatically optimise the display contrast. The displays can be tilted manually to adjust the individual viewing angle. (LX 570 only)

05 / Centre armrest

The centre armrest in the second row seats is designed to provide supportive comfort, together with additional storage space. It also features climate control switches in fingertip reach, allowing outboard seat passengers to customise settings for their individual comfort. A high contrast liquid crystal display ensures clear readouts of settings.

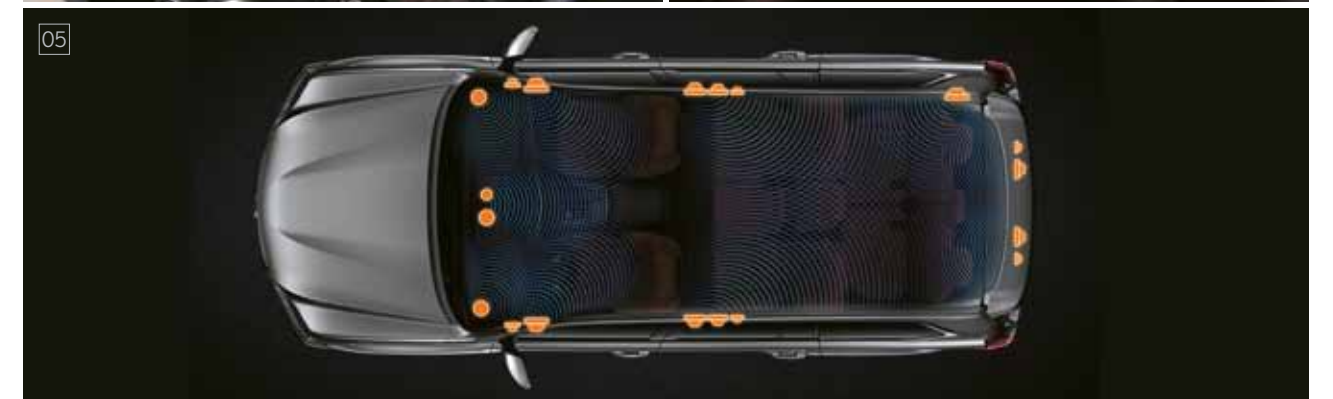
06 / Rear seat entertainment system jacks

The back of the center console box incorporates mini - and HDMI jacks for the rear seat entertainment system, allowing the input of a wide range of content formats. Passengers can enjoy different content on the left and right displays, as well as individual audio volume control when using the two headphone jacks. (LX 570 only)

07 / Ambient illumination

Ambient illumination integrated into the trim of the front and rear doors provides a soft indirect light, heightening the feeling of sophistication in the cabin with a futuristic luxury touch.

* Be sure to detach the center headrest during space-up operation.



01 / Multimedia coordination function
 The LX's triple-linkage multimedia system supports the coordinated display of information on the large 12.3-inch EMV (Electro Multi-Vision) display in the center of the instrument panel, the 4.2-inch color TFT (Thin Film Transistor) multi-information display in the meters, and a large colour head-up display on the lower windshield glass. For convenience, audio system information, incoming mobile calls, and some navigation on the EMV display can also be displayed on the multi-information display, and controlled using switches on the steering wheel.

02 / Meters
 The large analog Optitron tachometer and speedometer ensure excellent visibility for reading vital information in a glance. The radial dial design, three-dimensional feel of the scale indicators, silver ornamentation of the scale rings and hairline finish of the outer rings exude premium quality.

03 / Remote Touch Interface
 Simple operation that includes enter switches integrated on both sides and a back switch lets users interact intuitively with the navigation and audio systems on the 12.3-inch EMV display, for easy control of the systems.

04 / Colour head-up display
 The large colour head-up display projects a range of frequently checked driving information and warnings on the lower windshield glass in the driver's line of sight, requiring only a movement of the eyes to see it.

05 / Mark Levinson audio system
 The 19-speaker Mark Levinson Reference Surround Sound System delivers home-theater quality in-car entertainment. A 3-way speaker system in both the front and second row seats creates a 7.1-channel configuration that supports 5.1-channel playback, realising a three-dimensional sound field with exceptional audio quality. (LX 570 only)

6



SAFETY

Because peace of mind is at heart of Lexus luxury, an advanced and comprehensive approach to safety forms the core of the LX's flagship SUV status.

To help drivers enjoy the pure driving pleasure of the flagship Lexus SUV, the LX takes a future-focused approach to help assist confident and safe driving. It integrates and coordinates operation of advanced safety technologies to actively assist driving operation, to help avoid collisions and prevent accidents. These active driving control technologies are centered on the Lexus Safety System + which integrates a Pre-Crash Safety System, Lane Departure Alert (LDA), Adaptive High Beam System (AHB), and Dynamic Radar Cruise Control with all-speed following function. In addition, the Blind Spot

Monitor System detects vehicles in blind spots when changing lanes, and Rear Cross Traffic Alert (RCTA) and the Multi-terrain Monitor provide additional checks of surroundings while parking.

In the event of an accident, occupant protection is integrated into the LX's core, with the exceptionally strong frame and front sections of the body designed to absorb and evenly distribute crash forces. Inside the cabin, ten Supplemental Restraint System (SRS) airbags help reduce the impact to occupants in a collision.





LEXUS SAFETY SYSTEM +

01 / Pre-Crash Safety System

When the radar and camera sensors detect a collision with a vehicle or obstacle ahead is likely, it alerts the driver and activates pre-crash brake assist when the driver depresses the brake pedal. If it determines a collision is difficult to avoid, the pre-crash brakes also operate.

02 / Dynamic Radar Cruise Control

In addition to maintaining a constant speed, Dynamic Radar Cruise Control uses the radar and camera sensors to detect a vehicle driving ahead and maintain an appropriate distance between vehicles at all speeds.

03 / Lane Departure Alert (LDA)

LDA alerts the driver with a sensory alert using steering wheel vibration or a buzzer, and on the multi-information display if the system judges the vehicle is about to cross the lane markings without using the turn signals. In addition, Vehicle Sway Warning monitors steering operation and the vehicle's position within a lane to detect vehicle sway due to driver inattention or drowsiness, and alerts the driver by a buzzer and on the multi-information display.*¹

04 / Adaptive High-beam System (AHS)

When the system detects a vehicle in front, it disables/enables 11 independent LEDs in each headlamp to optimise light distribution, so that the high beams do not directly illuminate preceding or oncoming vehicles when driving at night.



05 / Blind Spot Monitor System

When the quasi-millimeter-wave radars in the rear bumper detect vehicles up to 60 metres behind in adjacent lanes that aren't visible in the door mirrors or are rapidly approaching the blind spot, the system activates a warning indicator in the relevant door mirror the moment a vehicle enters the blind spot.

06 / Rear Cross Traffic Alert (RCTA)

To assist safe reversing, RCTA uses quasi-millimeter-wave radars in the rear bumper to detect approaching vehicles in difficult-to-see areas behind the vehicle. When an approaching vehicle is detected, RCTA alerts the driver using a buzzer and indicator in the relevant door mirror.

07 / LED wide-angle cornering lamps

Compact, bright and energy-efficient, the LED wide-angle cornering lamps provide additional illumination in the direction of travel, to the side and above, enhancing pedestrian visibility when turning at intersections.

08 / SRS airbags

The LX is fitted with ten Supplemental Restraint System (SRS) airbags: dual-stage SRS airbags (front seats), SRS knee airbags (front seats), SRS side airbags (front and outboard second row seats), and SRS curtain shield airbags (front door, rear door and rear quarter windows).*²

*¹ The system may not operate properly depending on the weather, road and vehicle conditions or other factors. Be sure to read the Owner's Manual carefully.

*² The SRS airbags are supplemental devices to be used with the seatbelts. The driver and all passengers in the vehicle must wear their seatbelts properly at all times. Never install a rear-facing CRS (Child Restraint System) on the front passenger's seat. For a forward-facing CRS, it is recommended you use it in the second row seats. Please do not use accessories for the seats which cover the parts where the SRS side airbags should inflate. Such accessories may prevent the SRS side airbags from activating correctly, causing serious injury (Lexus genuine seat covers are specifically designed for models equipped with the SRS side airbags. To find out about availability in your area, please inquire at your local dealer). The photo shows all the SRS airbags activated for display purposes only (the SRS side and curtain shield airbags only inflate on the side of the collision in an actual accident). For details on these and other important safety features, be sure to read the Owner's Manual carefully.



LEXUS
TAKUMI

The Lexus pursuit of perfection finds its finest expression in the master craftsmanship of the Takumi.



Every Lexus is based on an uncompromising approach to creating premium vehicles. Inspired by our 'Yet' philosophy, we seek innovation in every facet of engineering through a sophisticated fusion of seemingly incompatible ideas such as 'high performance yet high fuel efficiency'. In addition, unique Lexus styling is born of our L-finesse design language, a fine balance of 'Leading-edge' and 'finesse', which ensures every Lexus is not only captivating and luxurious, but also highly refined. Finally, every new Lexus model is also measured against a set of internal standards covering design, performance, specifications and equipment,

to ensure it is distinctive and worthy of the Lexus emblem.

This pursuit of perfection is evident at every stage of the manufacturing process. Every Lexus vehicle is created with a masterful skill and attention to detail inspired by both traditional artisanship and state-of-the-art engineering.

For example, at the Tahara plant in Japan, precision components made using leading-edge digital technology are assembled and finished by master craftsmen called Takumi, whose technical expertise and sure senses are honed by decades of rigorous experience.

L E X U S C A R E

Lexus Warranty

An important part of the peace of mind that comes with owning a Lexus is the built-in warranty on your vehicle. Each new Lexus vehicle comes with a four year unlimited kilometre¹ warranty, supplemented by a six year Corrosion Perforation Warranty. This warranty is offered to the first owner and subsequent owners within this four year period.

Lexus Service Plan

The Lexus Full Maintenance Service Plan that accompanies every new Lexus covers all parts and labour costs associated with the Lexus recommended service schedule for a period of four years unlimited kilometres from the date of first registration. It combines an exacting standard of maintenance with a high level of customer convenience and ensures your Lexus is serviced, as it should be - by specially trained Lexus technicians.

Lexus On Call

With Lexus On Call we've made sure the service that makes Lexus unique will always be as close as your phone or computer. This way, you can summon assistance whenever required. In the event of an emergency or breakdown we like to take special care of you and your Lexus. Your comments are also important to us, so you're most welcome to contact us anytime and talk to us about your Lexus experience.

¹ Four Year Warranty is made up of three year New Vehicle Warranty and one year Lexus Care Warranty.

Lexus Plus

We know that a helping hand can be invaluable in an emergency. Lexus Plus, in conjunction with the New Zealand Automobile Association (AA), provides a special nationwide emergency service for Lexus owners. The Lexus Plus programme provides extended protection against the possibility of being stranded away from home because of a vehicle breakdown. It gives you constant access to immediate help 24 hours a day, seven days a week.

Lexus Plus offers a range of services whether you require roadside assistance to recover your vehicle or alternative transport home.

Lexus will also arrange any accommodation and rental car requirements that may arise if breakdown repairs cannot be completed on the day of the emergency.

Lexus Financial Services

There is an extensive range of tailored finance solutions available through your Lexus dealer designed to make acquiring a Lexus as effortless as driving one. Whether you require a fleet or personal finance plan, there are a wide range of options for leasing or purchasing a vehicle to suit your individual needs.



Lexus On Call is your direct link to Lexus support.

FREEPHONE (24 hours):
0800 4 LEXUS (0800 453 987)

WEB:
www.lexus.co.nz

EMAIL:
oncall@lexus.co.nz




LEXUS OF NORTH SHORE
2 Link Drive, Wairau Valley
AUCKLAND 0627
(09) 442 3670
info@lexusofnorthshore.co.nz

LEXUS OF AUCKLAND CITY
29 Great North Road, Grey Lynn
AUCKLAND 1021
(09) 370 0227
info@lexusofaucklandcity.co.nz

LEXUS OF HAWKE'S BAY
505 Karamu Road North,
HASTINGS 4122
0800 425 3987
marketing@lexushb.co.nz

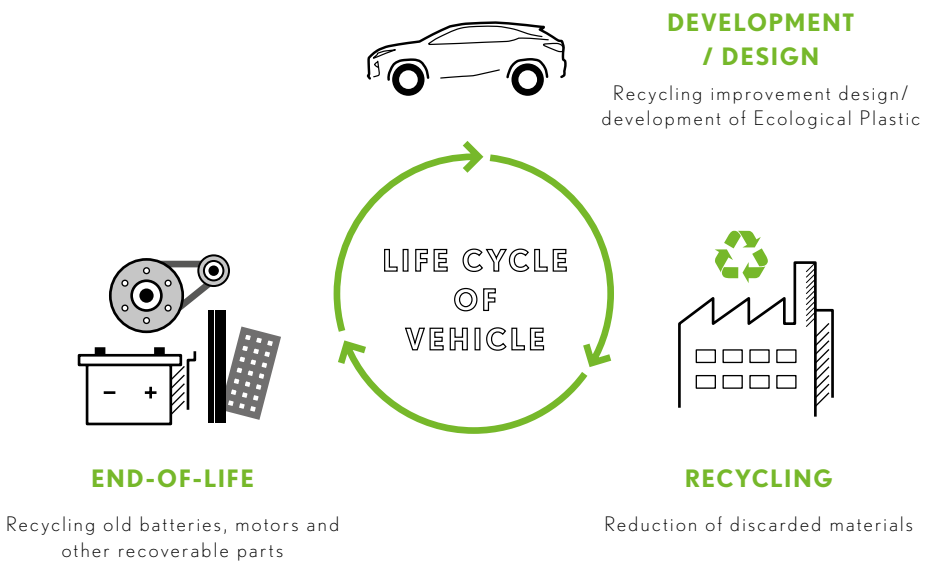
LEXUS OF WELLINGTON
54 Kent Terrace,
Mount Victoria
WELLINGTON 6011
(04) 802 0610
info@lexusofwellington.co.nz

LEXUS OF CHRISTCHURCH
227 Montreal Street,
Christchurch Central
CHRISTCHURCH 8011
(03) 363 8748
info@lexusofchristchurch.co.nz



LEXUS
ENVIRONMENT

*Our commitment to the environment
is embedded into all our activities
and vehicles.*



At Lexus, sustainability is an enormous challenge that we gladly accept. We are committed to finding better, more efficient ways to contribute to a healthier planet, leading the industry in better business practices. Our focus on the environment drove our development and global leadership of hybrid luxury vehicles, and the knowledge we have gained is applied in all of our vehicles.

Our commitment to recovering, recycling and re-using permeates the entire company. To reduce waste to a minimum, we carefully recycle various materials in our offices, factories, and sales facilities, reducing CO₂ levels beyond our achievements on the road.

Specific initiatives to enhance the environment include integrating a keen environment-friendly focus on the entire life cycle of each vehicle, from design and production, through to the recycling of vehicles at the end-of-life.

To reduce CO₂ emissions, at the design stage we specify extensive use of plant-derived plastics for components, instead of petroleum-derived plastics. During production, we make repeated use of reusable items, work hard to efficiently use resources to minimise waste, and recycle any waste produced.

